


FSH-SM

SPECIFICATION SHEET  
[WWW.CONEN-SYSTEMS.COM](http://WWW.CONEN-SYSTEMS.COM)

## FRONT SHELF

CONNECTS TO CENTRAL ALUMINUM COLUMN



### PRODUCT

Sturdy front shelf can be connected to the central column.

### FEATURES

- Compatible with SCETA and SCEXL series
- Front shelf connects to the central column
- Steel 2mm
- Powder coated in black, RAL 9005
- Assembly material included (4x sliding block with thread, 4x nut with integrated washer)
- Carries up to 10 kg

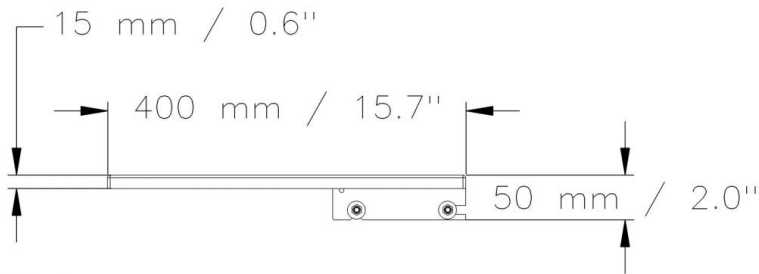
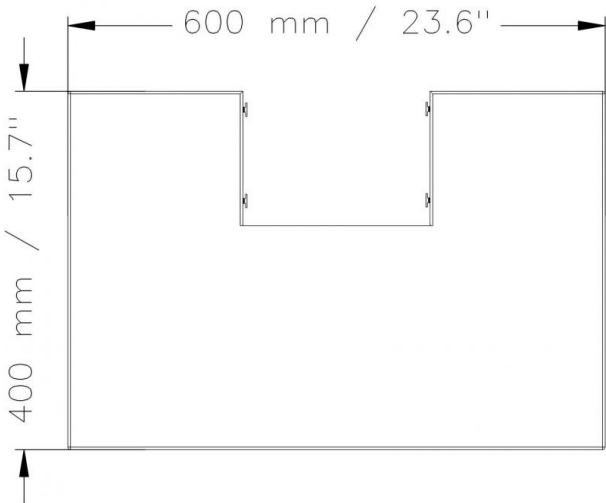


Display mount

Max. load  
10 kg / 22 lbs06/16/2025  
Page 1/2

Item number	FSH-SM	
Load capacity	10 kg	22 lbs
Width / Height / Depth	600 mm / 15 mm - 50 mm / 400 mm	23.6" / 0.6" - 2" / 15.7"
Weight	3,4 kg	7.5 lbs
Packages	Package dimensions WxHxD	Package weight
FSH-SM	610 x 60 x 410 mm / 24 x 2.4 x 16.1"	3,9 kg / 8.5 lbs

Dimensions



Conen Systems GmbH  
Conenstr. 4  
54497 Morbach-Gonzerath  
Germany

T +49 5251 50012-0  
E sales@conen-systems.com

[www.conen-systems.com](http://www.conen-systems.com)

© Copyright by Conen Systems GmbH