


FSH-SM

SPECIFICATION SHEET
WWW.CONEN-SYSTEMS.COM

FRONT SHELF

CONNECTS TO CENTRAL ALUMINUM COLUMN



PRODUCT

Sturdy front shelf can be connected to the central column.

FEATURES

- Compatible with SCETA and SCEXL series
- Front shelf connects to the central column
- Steel 2mm
- Powder coated in black, RAL 9005
- Assembly material included (4x sliding block with thread, 4x nut with integrated washer)
- Carries up to 10 kg

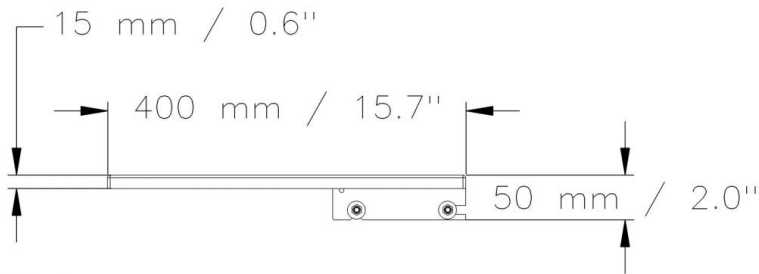
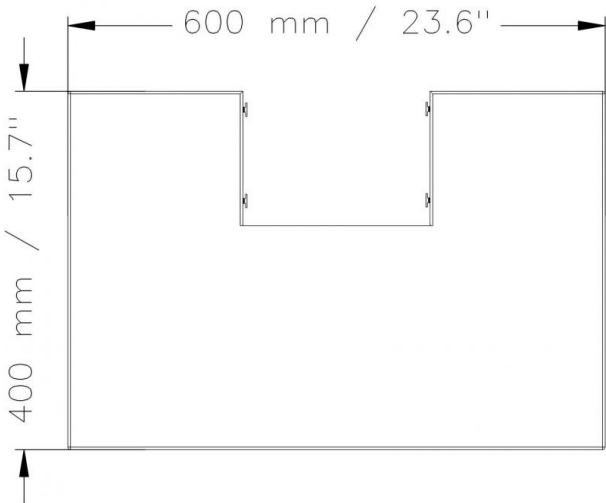


Display mount

Max. load
10 kg / 22 lbs06/17/2025
Page 1/2

| | | |
|------------------------|--------------------------------------|---------------------------|
| Item number | FSH-SM | |
| Load capacity | 10 kg | 22 lbs |
| Width / Height / Depth | 600 mm / 15 mm - 50 mm / 400 mm | 23.6" / 0.6" - 2" / 15.7" |
| Weight | 3,4 kg | 7.5 lbs |
| Packages | Package dimensions WxHxD | Package weight |
| FSH-SM | 610 x 60 x 410 mm / 24 x 2.4 x 16.1" | 3,9 kg / 8.5 lbs |

Dimensions



Conen Systems GmbH
Conenstr. 4
54497 Morbach-Gonzerath
Germany

T +49 5251 50012-0
E sales@conen-systems.com

www.conen-systems.com

© Copyright by Conen Systems GmbH